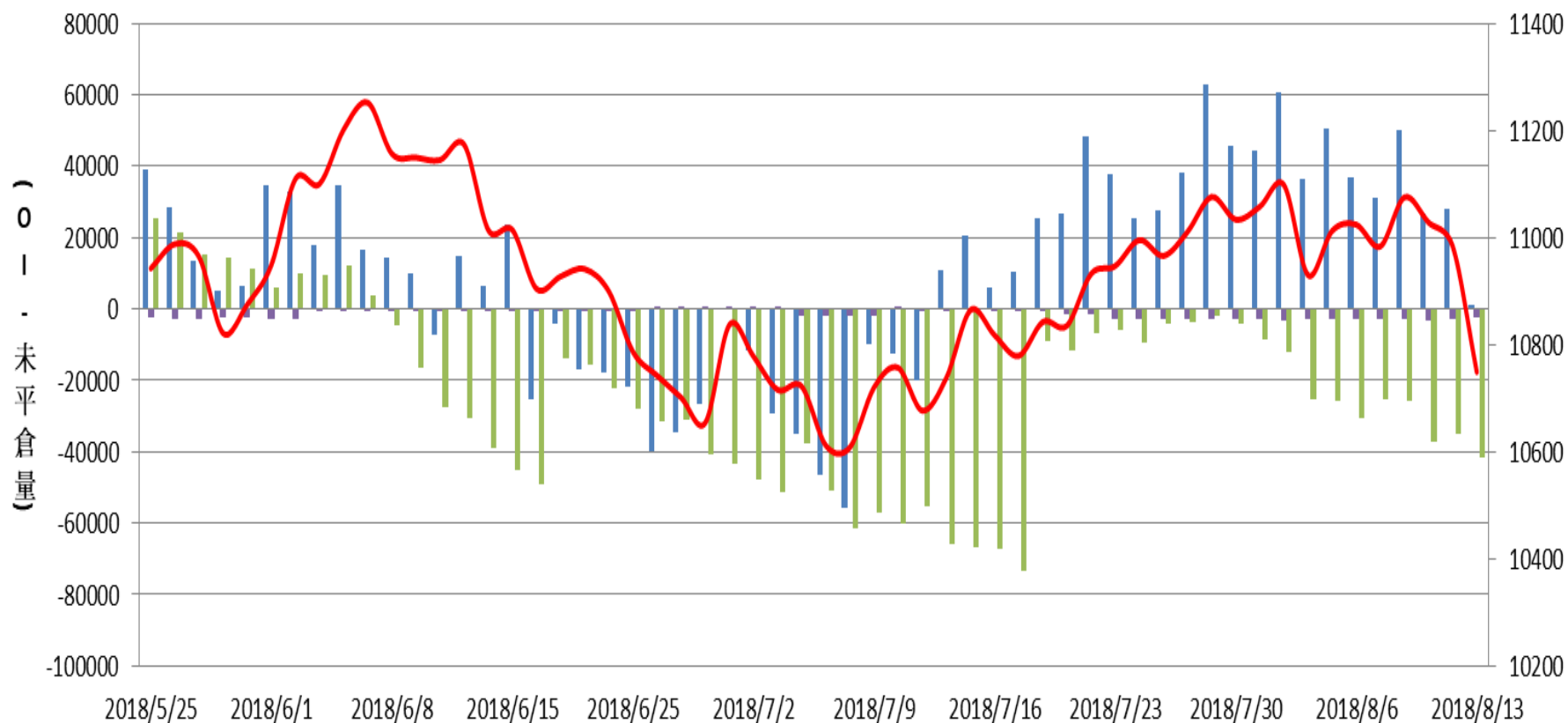


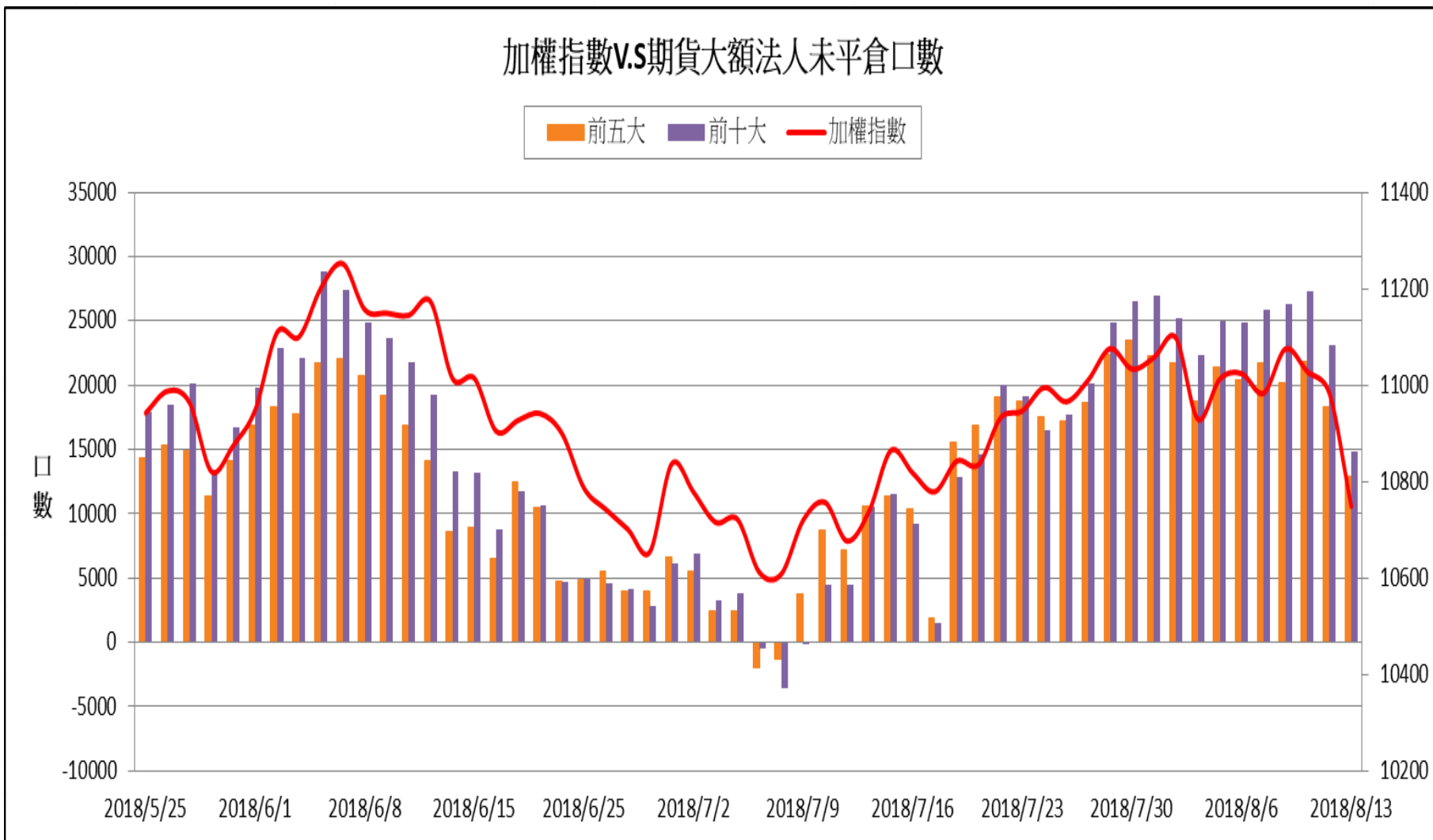
選擇權三大法人未平倉口數V.S 加權指數

■ 自營 ■ 投信 ■ 外資 — 加權指數



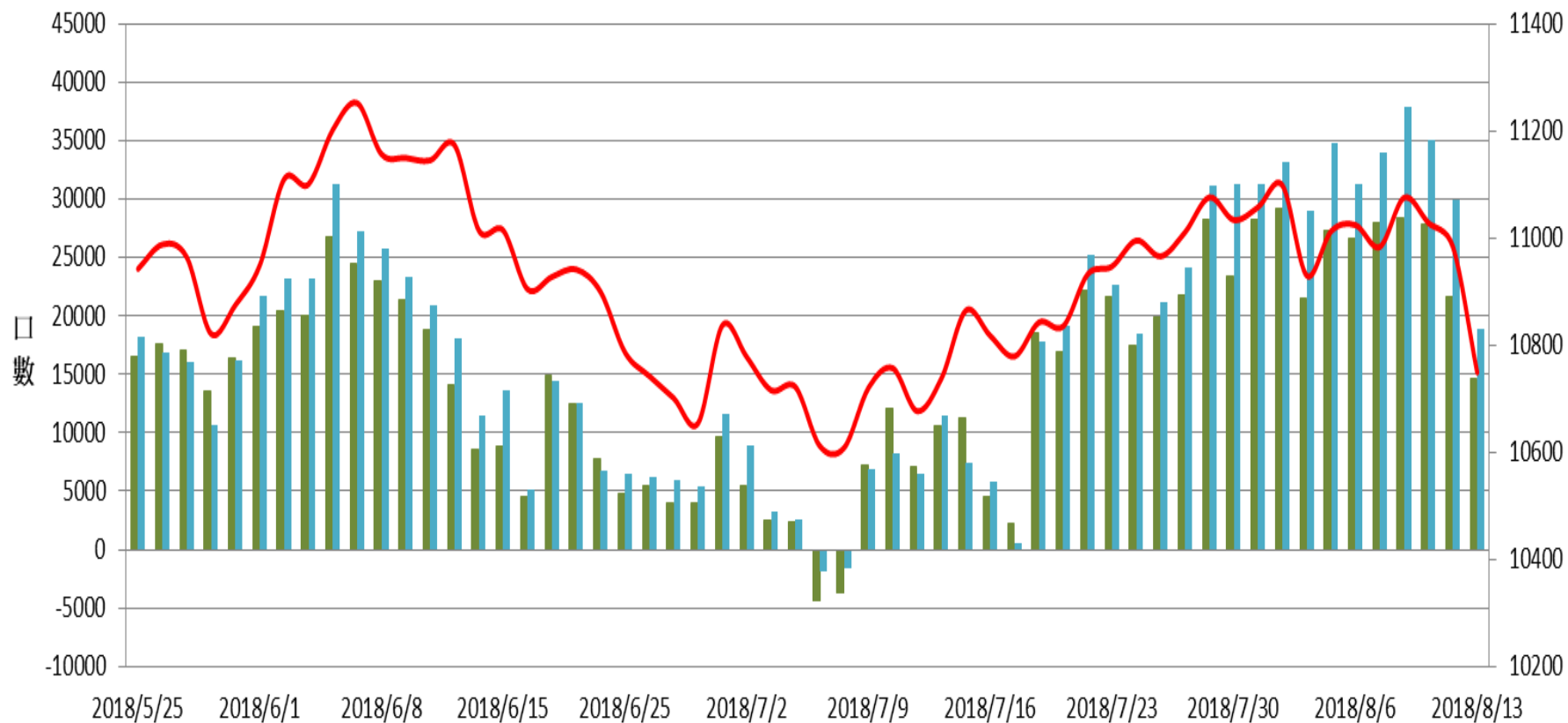
### 加權指數V.S期貨大額法人未平倉口數

前五大 前十大 加權指數

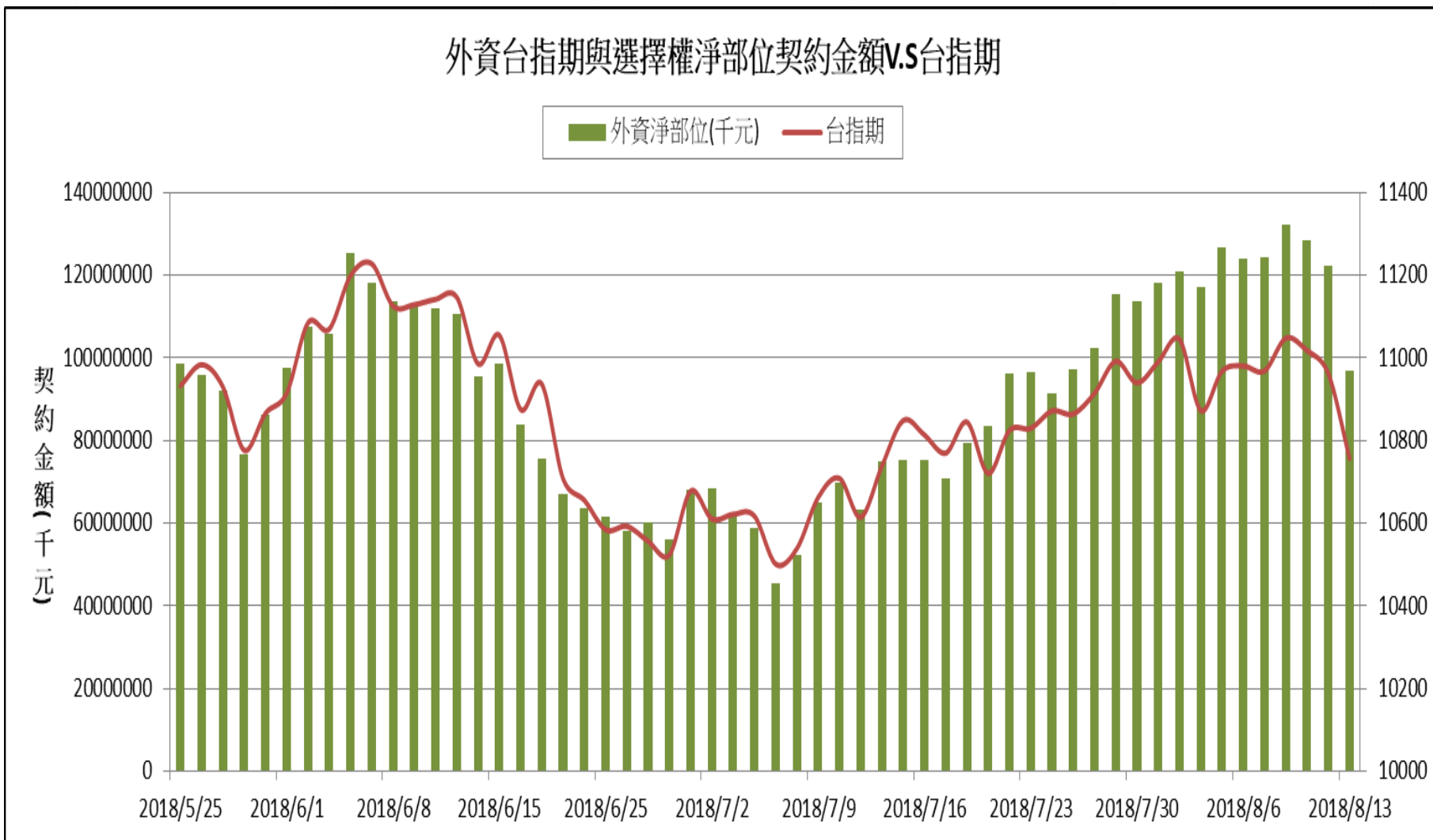


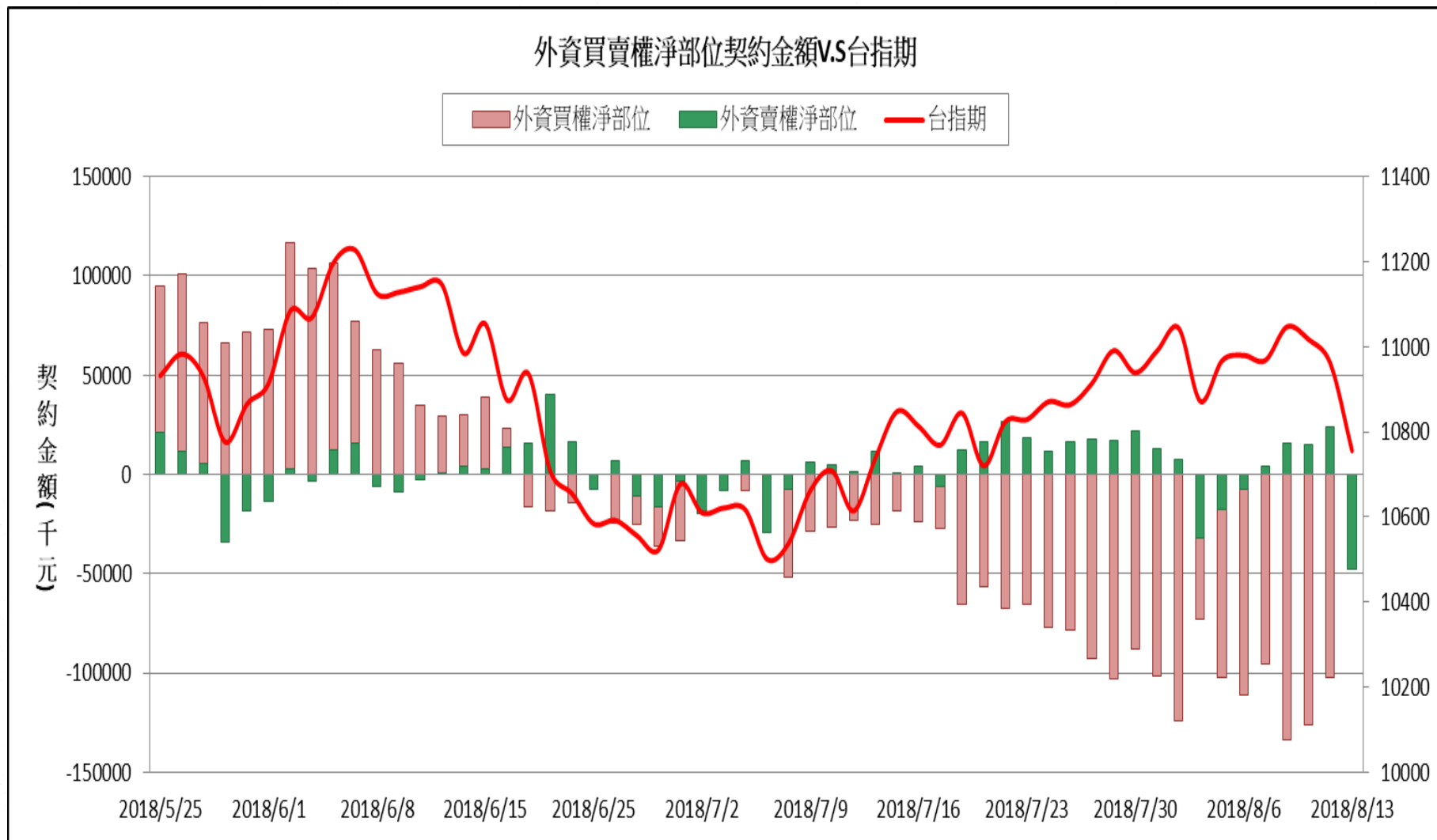
### 加權指數V.S期貨特定法人未平倉口數

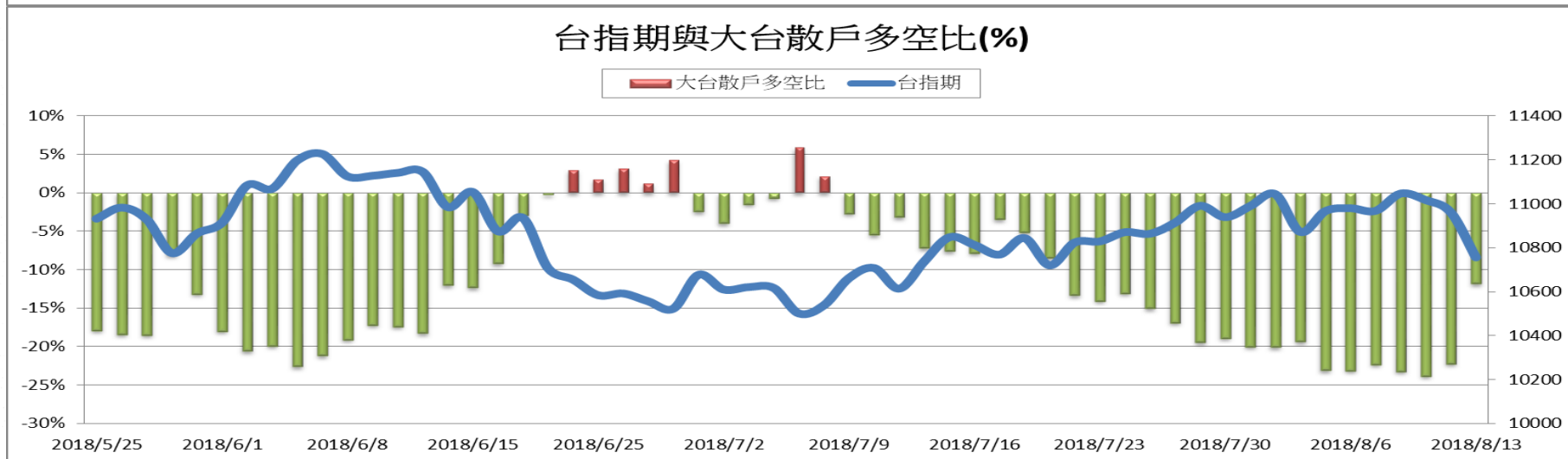
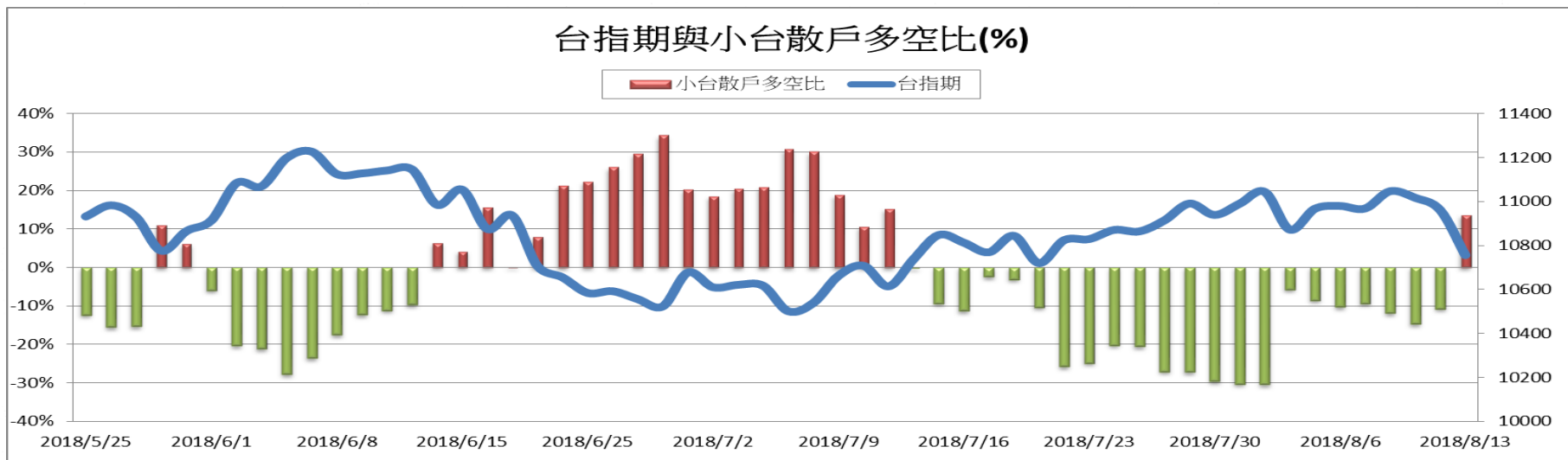
■前五特 ■前十特 —加權指數



外資台指期與選擇權淨部位契約金額V.S台指期









買		權		201808		賣	
Vol	OI變化	OI	履約價	OI	OI變化	Vol	
0	0	5	9000	4770	(-1)	6	
0	0	0	9100	1614	(-2)	4	
0	0	1	9200	1366	(+39)	65	
0	0	2	9300	1414	(+1)	10	
0	0	2	9400	1417	0	38	
0	0	2	9500	3423	(-48)	392	
0	0	8	9600	3249	(-124)	241	
0	0	5	9700	3850	(+43)	443	
0	0	410	9800	3882	(-263)	873	
0	0	18	9900	8374	(-15)	706	
23	(-1)	102	10000	10501	(-494)	2314	
4	0	205	10100	4516	(-162)	1724	
5	(-5)	149	10200	12789	(+477)	5299	
60	(-49)	180	10300	13920	(+2996)	10268	
287	(-80)	478	10400	18584	(+1425)	16717	
1270	(+294)	3208	10500	20292	(-920)	36453	
3502	(+385)	2817	10600	24016	(+4281)	51802	
19067	(+3137)	9571	10700	37478	(+9316)	78339	
32761	(+8185)	8329	10750	17676	(+9631)	82614	
62627	(+11474)	20643	10800	19870	(-7736)	111704	
74503	(+17050)	17437	10850	8125	(-2216)	77211	
89598	(+14693)	27443	10900	16312	(-11397)	66666	
82048	(+7397)	23779	10950	8403	(-7560)	36845	
64067	(+3756)	24113	11000	10370	(-7745)	25479	
33530	(+2363)	15272	11050	4207	(-2273)	7762	
27421	(-1141)	30376	11100	5542	(-923)	3286	
10575	(-443)	9037	11150	386	(-131)	471	
8656	(-1074)	30497	11200	1426	(-219)	349	
1869	(-780)	7396	11250	399	(-28)	86	
3743	(-1261)	20144	11300	228	(-11)	81	
14	(+7)	904	11350	0		0	
539	(-87)	8807	11400	192	(-1)	3	
533	(-7)	6677	11500	26	0	0	
376	(-33)	2247	11600	3	0	0	
21	0	2315	11700	0	0	0	
0	0	1353	11800	0	0	0	
0	0	715	11900	0	0	0	
3	0	2302	12000	0	0	0	
0	0	654	12100	0	0	0	
19	(+19)	316	12200	0	0	0	
5	(+5)	500	12300	0	0	0	
0	0	505	12400	0	0	0	
0	0	449	12500	0	0	0	
0	0	541	12600	0	0	0	
0	0	715	12700	0	0	0	
0	0	305	12800	4	0	0	
0	0	75	12900	0	0	0	
0	0	984	13000	12	0	0	